

**PRESENTATION
BY
C. RAJENDIRAN, COMMISSIONER
CUSTOMS & CENTRAL EXCISE**

AN OVERVIEW OF CUSTOMS



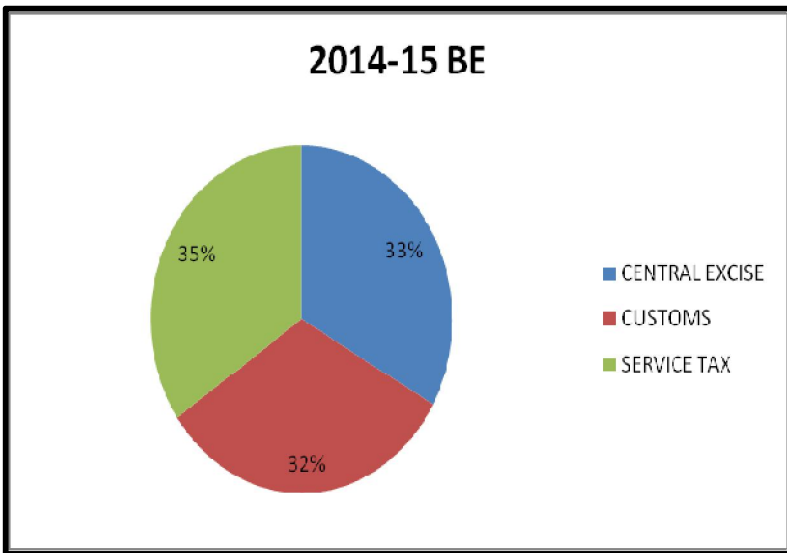


వర్తకుండు పరుల వస్తు వుల్తనవిగ
విలువ నిచ్చి నడుప పొలుపే యగును (120)

ఇతరుల వస్తు వులనుభాద్యతతో తనవిగ నెంచి తటస్థ పద్ధతితో
వ్యాపారము చేయుటచే వర్తకునికి లాభదాయకముగా నుండును

**"A Merchant's best merchandise
Is to guard another's interests as his own" (Kural 120)**

INDIRECT TAX REVENUE OF GOVERNMENT OF INDIA

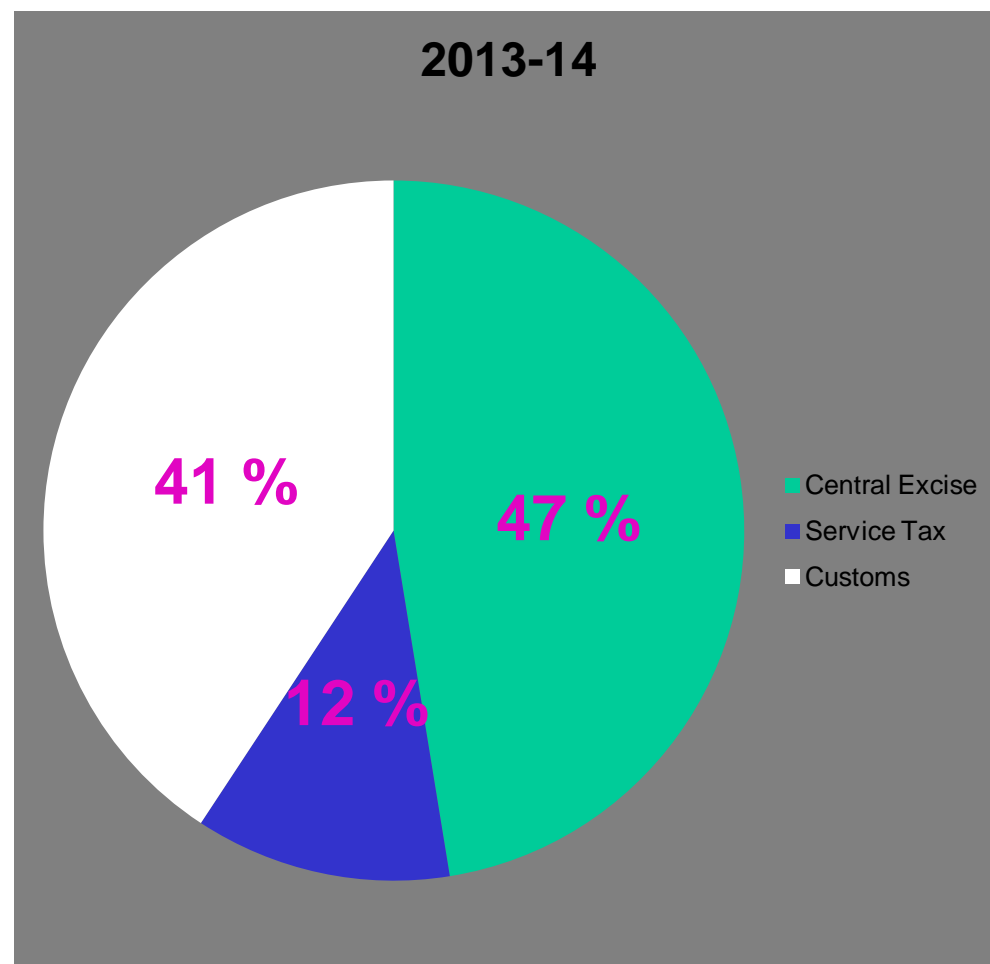


(Rs. in Crores)

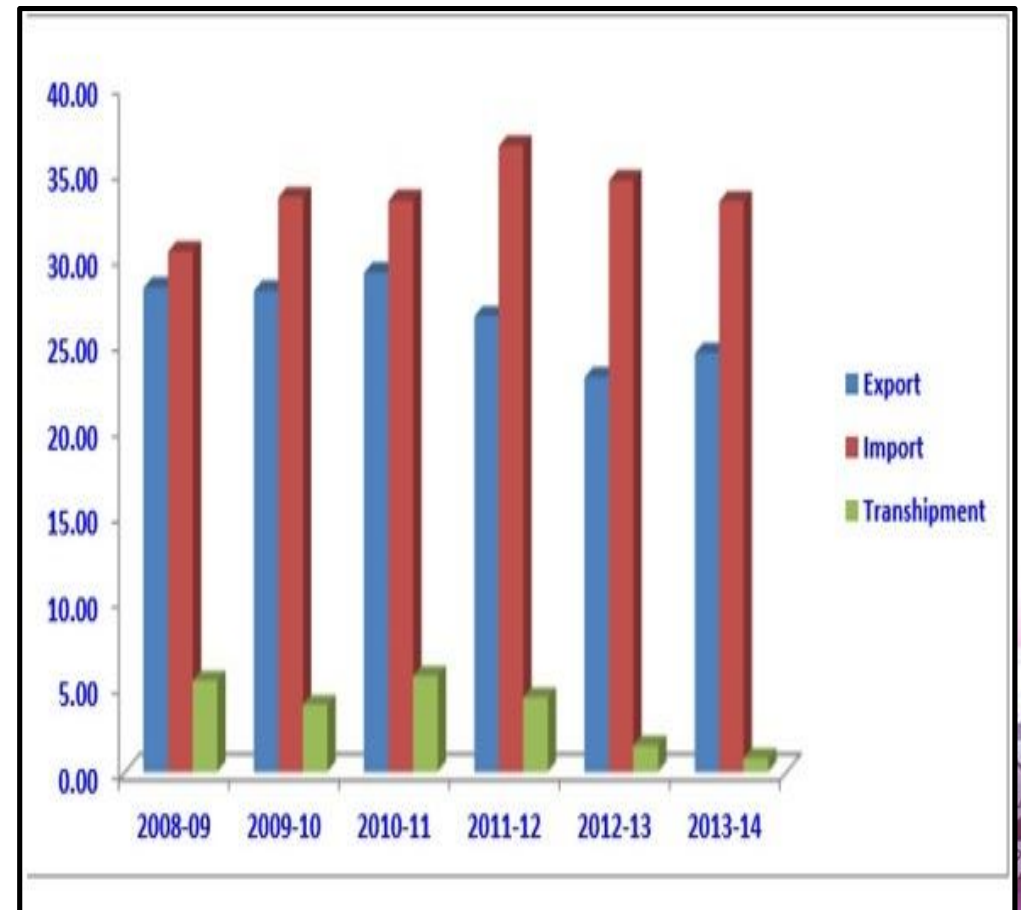
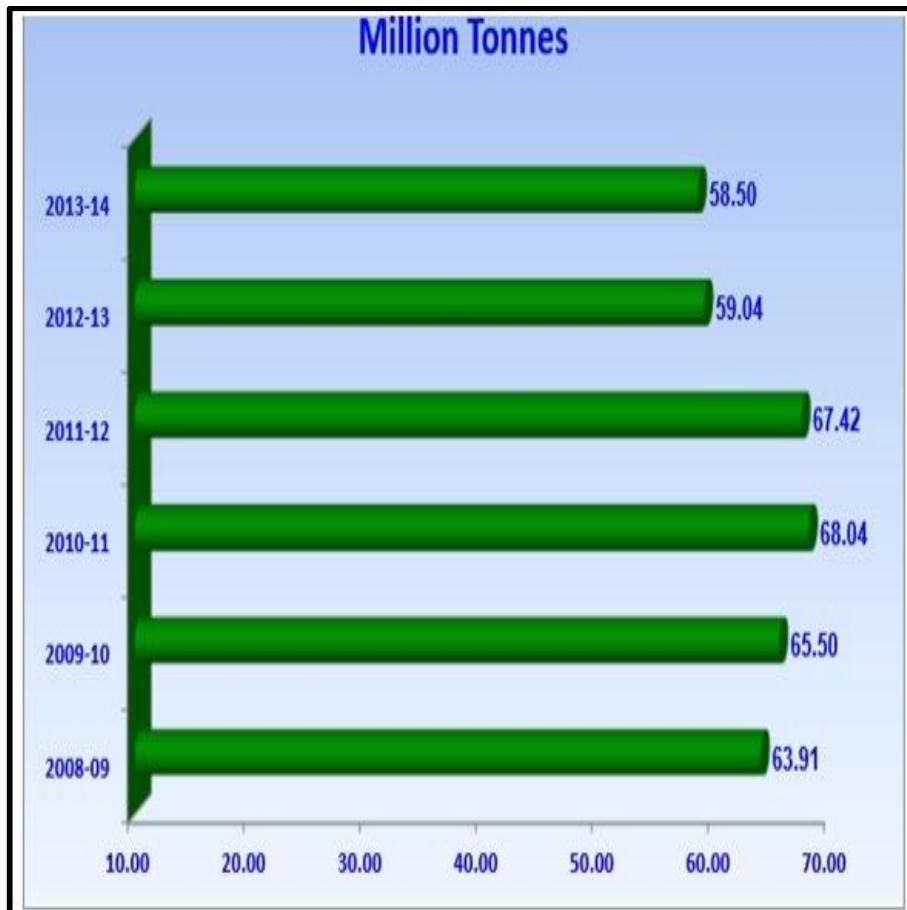
	2011-12	2012-13	2013-14 RE	2014-15 BE
CENTRAL EXCISE	142673	171996	179537	207110
CUSTOMS	149876	164853	175056	201819
SERVICE TAX	98613	132697	164927	215973
TOTAL	391162	469546	519521	624902
TOTAL TAX REVENUE	795063	1038036	1158906	1364524
% CONTRIBUTION BY CBEC	49	45	45	46

INDIRECT TAX REVENUE OF VISAKHAPATNAM ZONE

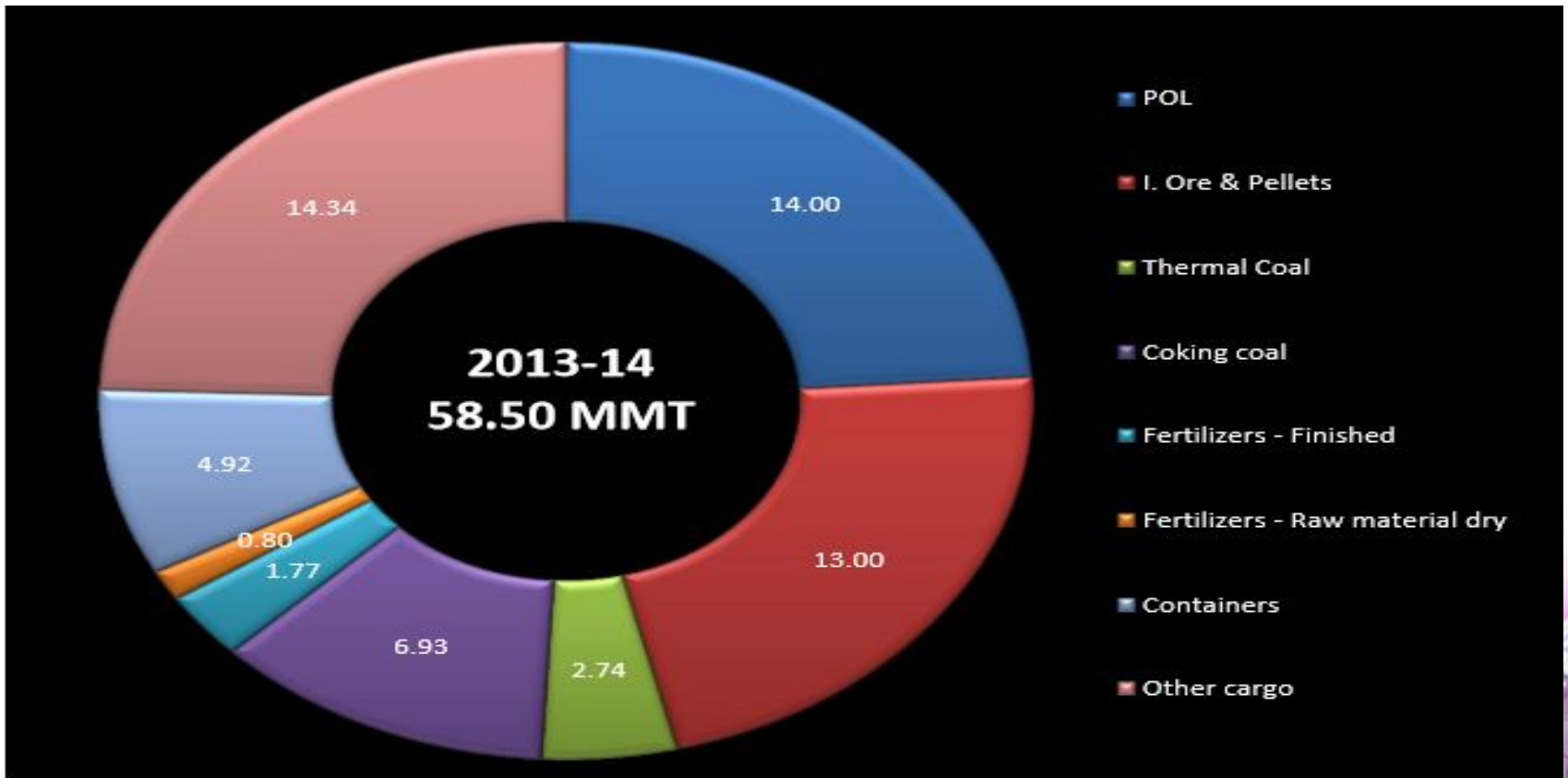
	2011-12	2012-13	2013-14
CENTRAL EXCISE	7595	7873	7624
SERVICE TAX	1125	1619	1901
CUSTOMS	8061	5881	6543
TOTAL	16781	15373	16069



TRENDS OF CARGO HANDLED BY M/s VPT DURING THE PREVIOUS 6 YEARS



COMMODITYWISE RATIO OF CARGO HANDLED BY M/s VPT



TREND OF CONTAINER TRAFFIC IN VCTPL DURING LAST 5 YEARS

Year	Containers Handled (in TEUs)	YoY Growth (in %)
2009-10	98000	
2010-11	145406	48.37
2011-12	234787	61.47
2012-13	247134	5.26
2013-14	262091	6.05

CONTAINER TRAFFIC PROJECTION FOR NEXT 5 YEARS

Year	Containers Expected to be Handled (in TEUs)
2014-15	265000
2015-16	300000
2016-17	330000
2017-18	360000
2018-19	400000



JURISDICTION OF CUSTOM HOUSE, VISA KHAPATNAM

**MUNICIPAL LIMITS OF GREATER VISA KHAPATNAM MUNICIPAL
CORPORATION & M/s GANGAVARAM PORT LIMITED**

CUSTOM HOUSE, VISA KHAPATNAM

PORTS AND CFS's



A. PORTS

1. The Visakhapatnam Port

S.No.	Name	Berths	Notf. No.	Date
(i)	Visakhapatnam Port Trust	19 Berths	S.R.O, 2817, By the Central Board of Revenue-Customs under Sec 53 of Sea Customs Act, 1878	17.08.1957
(ii)	Vizag Sea Ports Ltd	2 Berths, at East Quay-8 &9	01/2004 Customs (NT) VSP	05.04.2004
(iii)	Visakha Container Terminal Pvt Ltd	3 Berths at Multi Purpose	01/2003-Customs (NT) VSP	23.06.2003
(iv)	Vizag General Cargo Berth	1 Berth	01 & 02 of 2013 Customs (NT) VSP	23.03.2013
(v)	Adani Vizag Coal Terminal Pvt Ltd	1 Berth	4 & 5 /2014 Customs (NT) VSP	21.10.2014

2. The Gangavaram Port

(i)	Gangavaram Port Limited	5 Berths	01/2008 Customs (NT) VSP	16.10.2008
-----	-------------------------	----------	--------------------------	------------

CUSTOM HOUSE, VISAKHAPATNAM

PORTS AND CFS's



B. CFSs

S.No.	Name	Notf. No. u/s 8 CUSTOMS (NT) VSP	Notf. No. u/s 45 CUSTOMS (NT) VSP	Date
1	Central Warehousing Corporation (CWC)	01/2001	02/2001	27.06.2001 30.07.2001
2	Sravan Shipping Services	01/2004	29/2004	21.06.2004
3	Gateway East India Pvt. Ltd	02/2005	03/2005	09.08.2005 18.08.2005
4	Container Corporation of India Ltd (CONCOR)	01/2006	02/2006	11.07.2006
5	VPL Integral CFS Pvt Ltd	03/2014		01.10.2008

C. Bonded Warehouses

1	Public Bonded Warehouses	20		
2	Private Bonded Warehouses	09		

D. Air Cargo Complex

1	Custodian APTPC/GSE C	01/2014		07.03.2014
---	-----------------------	---------	--	------------

CUSTOM HOUSE, VISAKHAPATNAM

DETAILS OF CARGO HANDLED THROUGH THE ABOVE PORTS & CFSs



- Bulk Cargo is mainly imported/ exported from the ports of Gangavaram & VPT
- Liquid Bulk cargo is imported/ exported only from VPT.
- Containerized Cargo is imported/ exported through Visakha Container Terminal, which is a separate facility under the Custodianship of Visakha Container Terminals Pvt. Ltd., and the four CFSs.

Important Commodities:

(a). Dry Bulk Cargoes:

Coals: Coking Coal, steam Coal, Pet Coke, Calcined Pet Coke

Fertilizers: Urea, MOP, DAP Fertilizers Composite

Manganese Ore (import), Timber logs, Machinery items (Project Imports).

Ores: Iron Ore & Ilmenite sand (exports).

(b). Liquid Bulk Cargoes:

Petroleum and its products,

Chemicals: Methanol, Styrene Monomer, Acetone, Liquid Ammonia, Molten Sulphur

(c). General Cargo:

Aluminum Ingots, Ferro Chrome, Sea foods (Exports)

Cashew nuts, Steel & HM Scraps (Imports)



CUSTOM HOUSE, VISAKHAPATNAM

UPCOMING CFSs



MULTI MODEL LOGISTIC PARK

BY

CONTAINER CORPORATION OF INDIA (CONCOR)

CONTAINER FREIGHT STATIONS

- BALMER & LAWRIE
- VISAKHA CONTAINER TERMINAL PRIVATE LIMITED (VCTPL)





IMPORTS



CUSTOM HOUSE, VISAKHAPATNAM

TOP 10 IMPORTERS

In terms of Duty



NAME OF THE IMPORTER
JINDAL STAINLESS LIMITED
STEEL AUTHORITY OF INDIA LIMITED
RASHTRIYA ISPAT NIGAM LIMITED
INDIAN POTASH LIMITED,
LG POLYMERS INDIA PVT LTD
JINDAL STEEL & POWER LIMITED
BHARAT ALUMINIUM CO LTD
TRN ENERGY PRIVATE LIMITED
VEDANTA ALUMINIUM LIMITED
COROMANDEL INTERNATIONAL LIMITED
ON AN AVERAGE THE ABOVE TOP 10 IMPORTERS CONTRIBUTE 50% OF THE REVENUE OF THE CUSTOM HOUSE

CUSTOM HOUSE, VISAKHAPATNAM



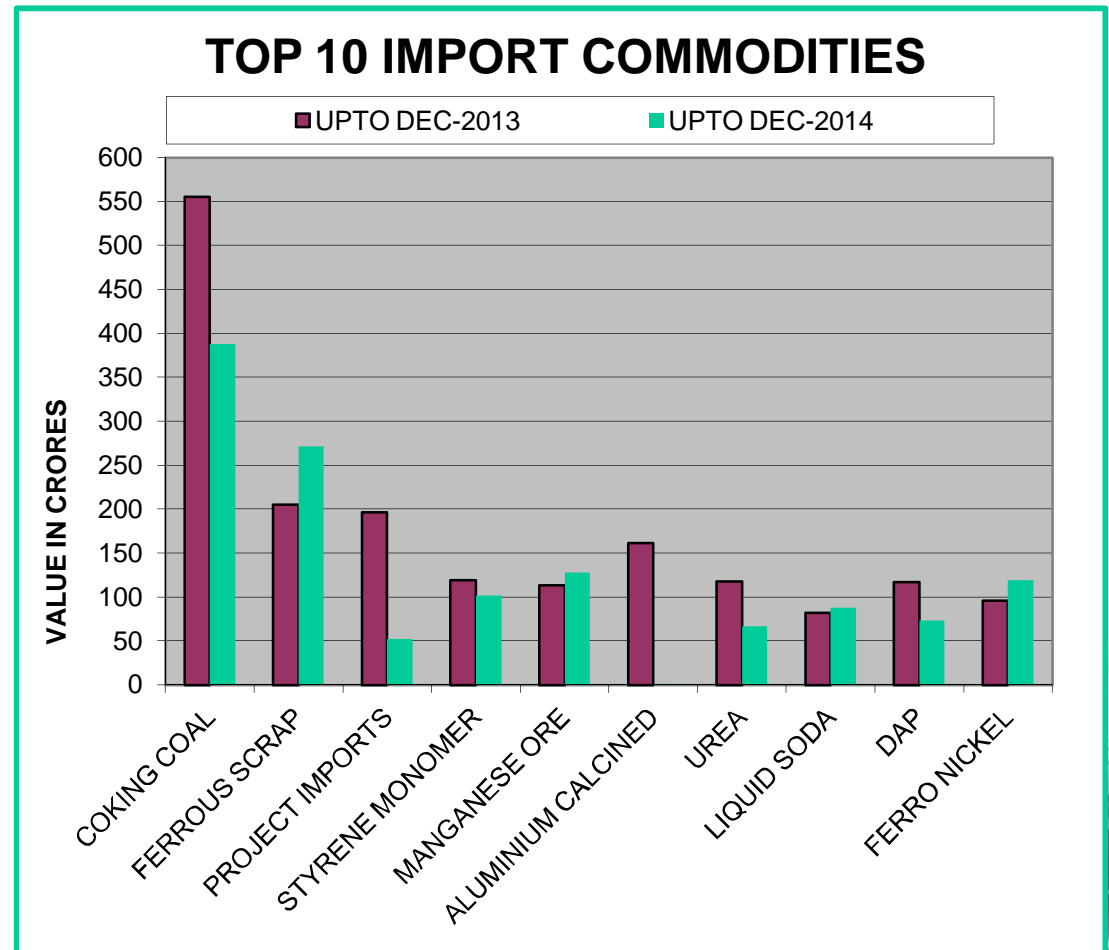
TOP 10 IMPORT COMMODITIES

In terms of Duty



Rs. in Crores

Commodity	2013-14	UPTO DEC-13	UPTO DEC-14	Variation	%
COKING COAL	745	555	388	-167	-30%
FERROUS SCRAP	256	205	272	67	33%
PROJECT IMPORTS	237	196	52	-144	-73%
STYRENE MONOMER	172	119	102	-17	-14%
MANGANESE ORE	166	113	128	14	13%
ALUMINIUM CALCINED	161	161	1	-160	-100%
UREA	136	118	67	-51	-43%
LIQUID SODA	123	82	88	6	7%
DAP	123	117	73	-43	-37%
FERRO NICKEL	121	96	119	23	24%
Total of Top 10	2241	1762	1289	-473	-21%
Total of All Imports	3939	3027	3032	5	0%
% of Top 10	57	58	43		



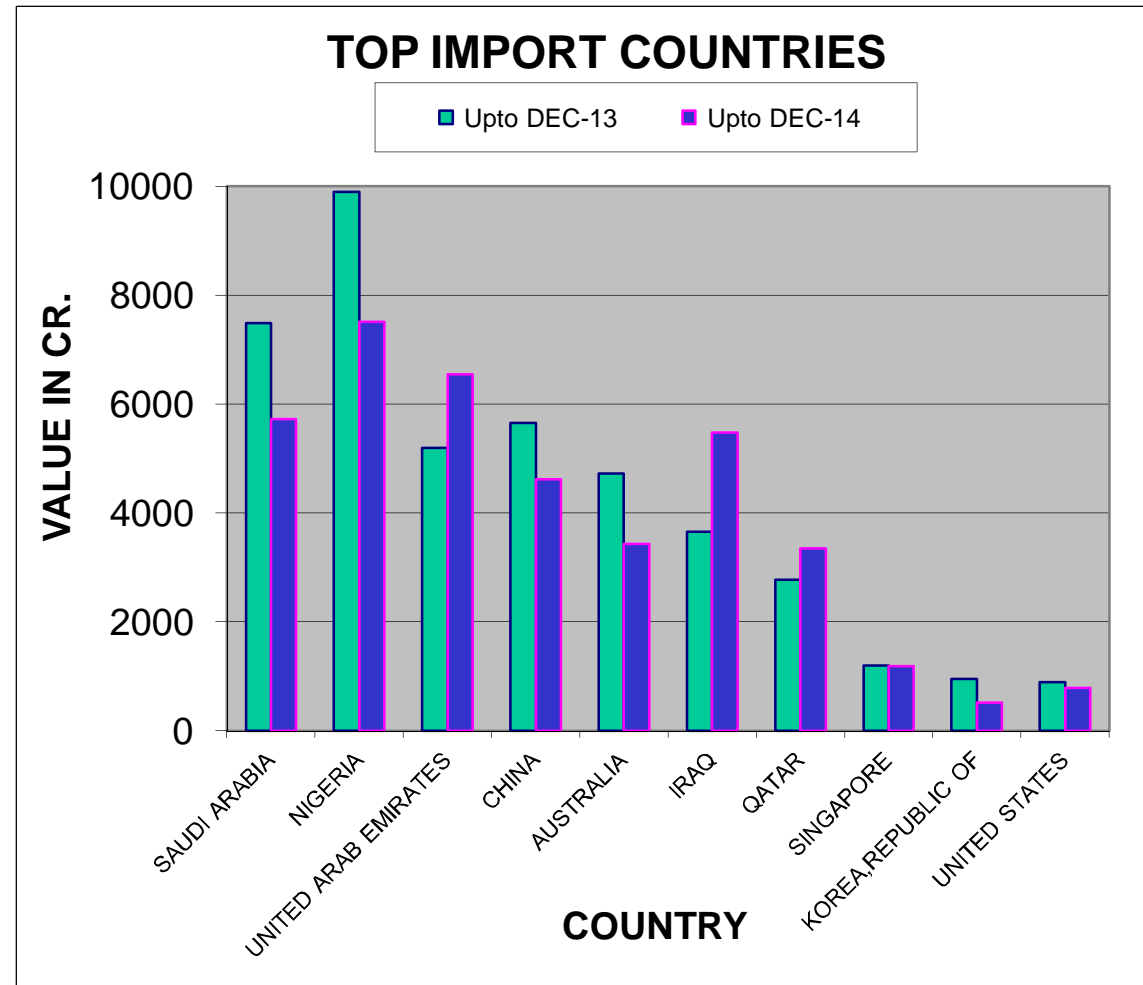
CUSTOM HOUSE, VISAKHAPATNAM

TOP 10 IMPORT SOURCING COUNTRIES FOB VALUE COMPARISON



Rank	COUNTRY NAME	2012-13	Upto DEC-13	Upto DEC-14	AMOUNT	%
1	SAUDI ARABIA	11657	7492	5723	-1769	-24%
2	NIGERIA	11504	9895	7511	-2383	-24%
3	UNITED ARAB EMIRATES	8035	5198	6545	1346	26%
4	CHINA	7258	5658	4621	-1037	-18%
5	AUSTRALIA	6045	4722	3435	-1286	-27%
6	IRAQ	5646	3654	5472	1818	50%
7	QATAR	4823	2779	3348	569	20%
8	SINGAPORE	1539	1204	1189	-15	-1%
9	KOREA, REPUBLIC OF	1194	952	523	-429	-45%
10	UNITED STATES	1180	890	786	-104	-12%
TOTAL TOP 10 IMPORT COUNTRIES		58881	42444	39153	-3291	-8%
TOTAL TOP IMPORT COUNTRIES		120497	89093	87290	-1803	-2%
%		49	48	45		

Rs. in Crores





EXPORTS



CUSTOM HOUSE, VISAKHAPATNAM

TOP 10 EXPORTERS

(Based on FOB)



NAME OF THE EXPORTER

NATIONAL ALUMINIUM CO.LTD.,

JINDAL STEEL & POWER LIMITED

MMTC LIMITED

SESA STERLITE LIMITED

JINDAL STAINLESS LIMITED

STEEL AUTHORITY OF INDIA LIMITED

DEVI FISHERIES LIMITED

VEDANTA ALUMINIUM LIMITED

RASHTRIYA ISPAT NIGAM LIMITED

RAIN CII CARBON (VIZAG) LIMITED

**ON AN AVERAGE THE ABOVE TOP 10 EXPORTERS
CONTRIBUTE 45% OF THE VALUE OF EXPORTS MADE
THROUGH THE CUSTOM HOUSE**

CUSTOM HOUSE, VISAKHAPATNAM



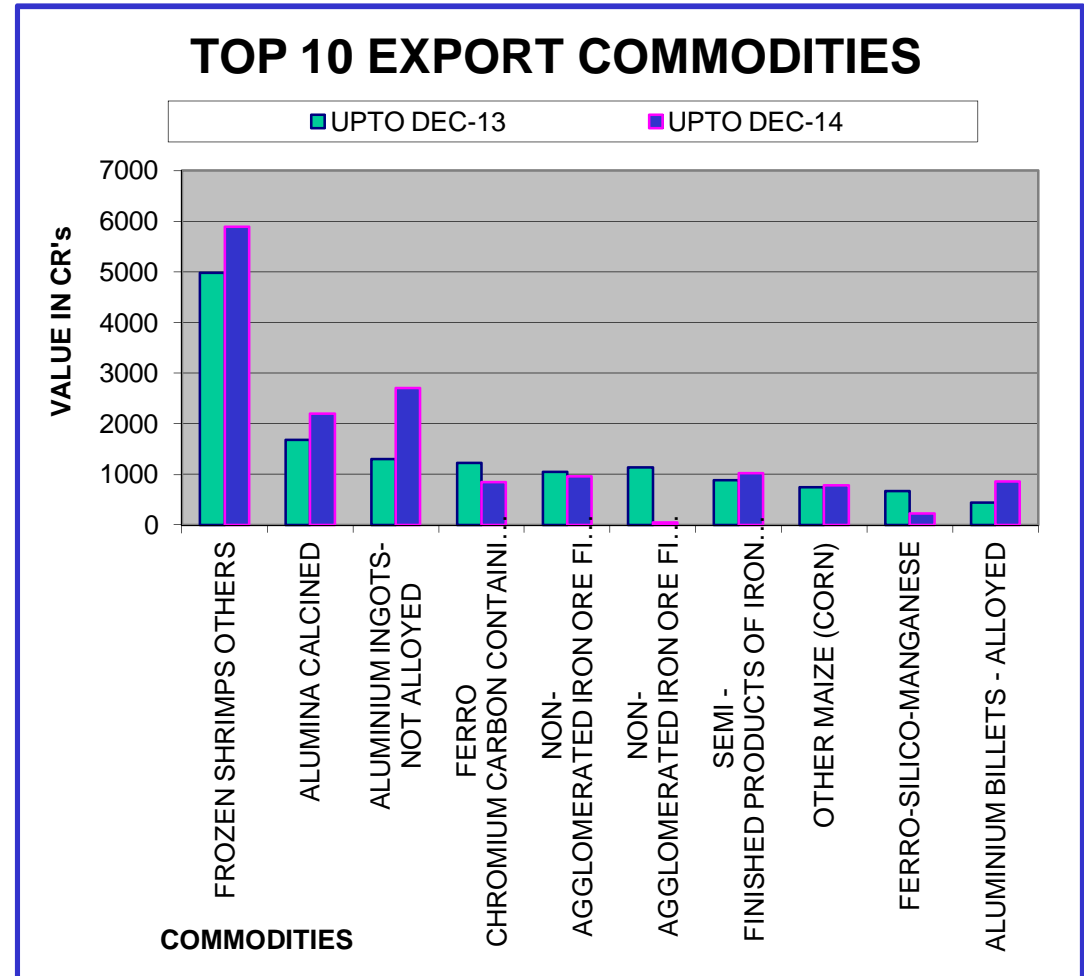
TOP 10 EXPORT COMMODITIES

(Based on FOB)



Rs. in Crores

S.No.	COMMODITY	2012-13	UPTO DEC-13	UPTO DEC-14	VARIATION	%
1	FROZEN SHRIMPS OTHERS	6726	4982	5886	904	18%
2	ALUMINA CALCINED	2457	1683	2198	514	31%
3	ALUMINIUM INGOTS- NOT ALLOYED	2084	1306	2707	1401	107%
4	FERRO CHROMIUM CARBON	1643	1228	852	-377	-31%
5	NON-AGGLOMERATED IRON OR E FINES	1429	1046	968	-78	-7%
6	NON-AGGLOMERATED IRON OR E FINES	1335	1144	58	1086	-95%
7	SEMI - FINISHED PRODUCTS OF IRON OR NON-ALLOY STEEL OTHER	1170	893	1028	134	15%
8	OTHER MAIZE (CORN)	964	749	792	43	6%
9	FERRO-SILICO-MANGANESE	950	671	232	-440	-65%
10	ALUMINIUM BILLETS - ALLOYED	738	443	864	421	95%
TOTAL OF TOP 10 EXPORT COMMODITIES		18758	13703	14510	807	6%
TOTAL EXPORT COMMODITIES		31306	22906	23768	862	4%
% OF CONTRIBUTION		60	60	61		

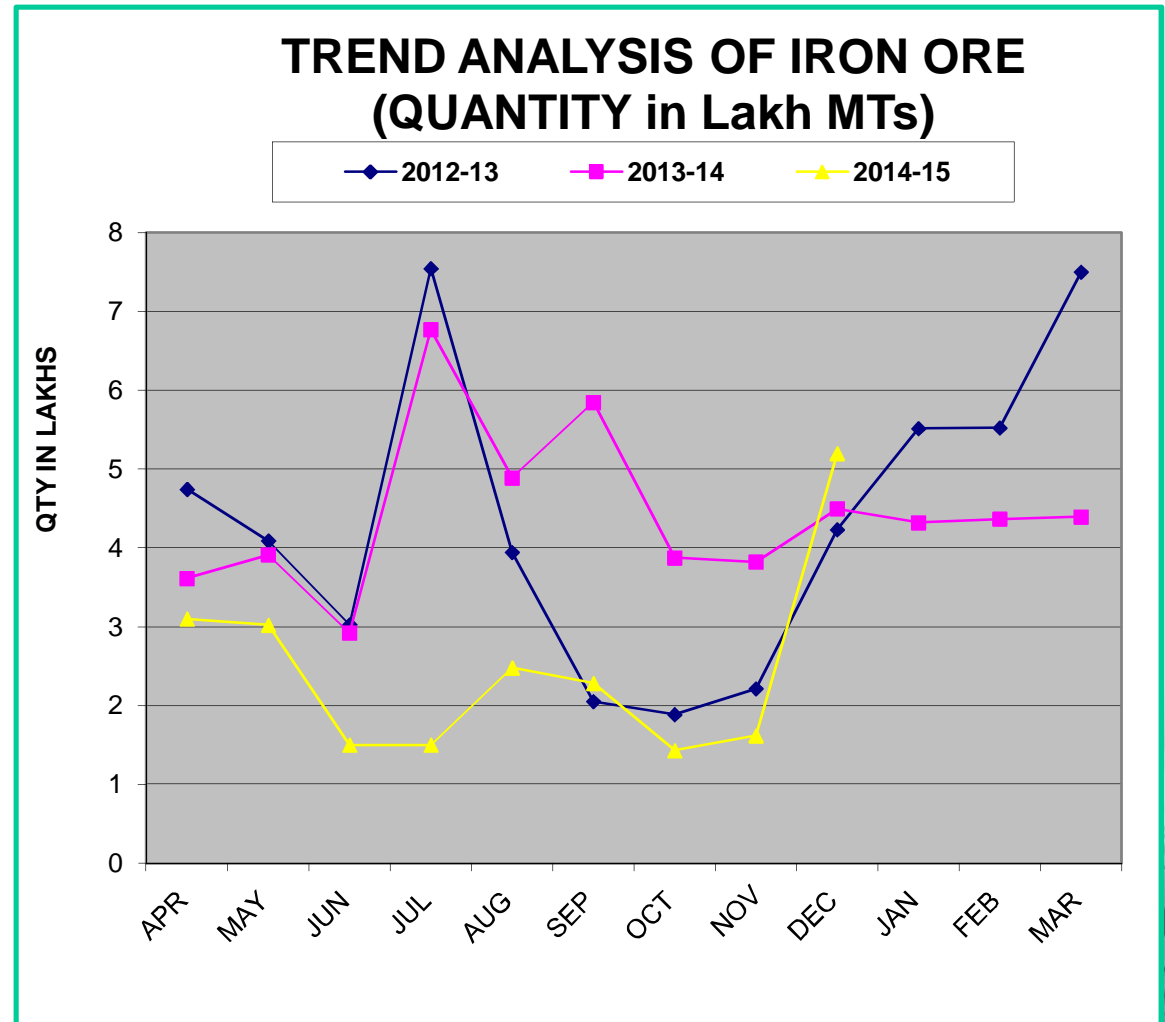


CUSTOM HOUSE, VISAKHAPATNAM

TREND ANALYSIS OF IRON ORE QTY IN LAKH MT'S UPTO DEC-2014



TREND ANALYSIS OF IRON ORE (QTY in Lakh MTs)			
	2012-13	2013-14	2014-15
APR	4.75	3.62	3.10
MAY	4.09	3.914	3.02
JUN	3.026	2.922	1.50
JUL	7.545	6.77	1.50
AUG	3.946	4.89	2.48
SEP	2.052	5.849	2.28
OCT	1.887	3.877	1.43
NOV	2.214	3.8232	1.62
DEC	4.233	4.499	5.20
JAN	5.516	4.323	
FEB	5.523	4.369	
MAR	7.501	4.397	
TOTAL	52.28	53.25	22.14
UPTO DEC	33.74	40.16	22.14





IT INITIATIVES FOR TRADE FACILITATION

CUSTOM HOUSE, VISAKHAPATNAM

1. ICES 1.5

Indian Customs EDI System (ICES 1.5) is the CBEC's IT Infrastructure Consolidation Project.



2 . ICEGATE

- ❖ **ICEGATE stands for the Indian Customs Electronic Commerce/Electronic Data interchange (EC/EDI) Gateway.**
- ❖ **ICEGATE is a portal that provides e-filing services to the trade and cargo carriers and other clients of Customs Department (collectively called Trading Partner).**

3 . RMS

- ❖ Risk Management System (RMS) is a tool to balance facilitation and enforcement which has been widely appreciated by the trade.
- ❖ RMS Project has been designed and developed in house.
- ❖ It helps to clear the goods within a few hours without any human intervention. Due to these efforts, the Indian Customs have been able to provide higher standards of service to the trading community.



TRADE FACILITATION



CUSTOM HOUSE, VISAKHAPATNAM

AEO

❖ Authorised Economic Operator is a programme under the aegis of the World Customs Organisation (WCO).

❖ Administered by the Customs and Central Excise Department (CBEC), the Indian AEO programme is a voluntary programme that applies to all business entities that participate in the global supply chain.
Circular 28/2012 dated 16.11.12 issued by CBEC

24 X 7 OPERATIONS

❖ In order to boost up the Indian Trade and Industry, the Finance Minister in the Budget Speech for 2014-15 announced that the 24x7 Customs clearance facility would be deepened and extended.

❖ The existing 24x7 Customs clearance facility, with effect from 01.01.2015 was made available to 13 more airports in respect of all export goods and to 14 more sea ports in respect of specified import and export goods.

❖ **It will be a success if all agencies concerned with the import/export process including custodians, Customs Brokers etc. proactively participate.**

PTFC

- ❖ Aiming at encouraging greater stakeholder participation in Customs functioning and expeditious resolution of local issues, as per the guidelines of CBEC, a Permanent Trade Facilitation Committee comprising senior representatives of all Stakeholders under the chairmanship of the Commissioner of Customs has been constituted.
- ❖ The Committee meets regularly to resolve the clearance related issues.

RAC

❖ In respect of matters pertaining to Central Excise & Service Tax Regional Advisory Committee has been constituted under the Chairmanship of Chief Commissioner.



ONLINE RESOURCES

Websites of Central Board of Excise & Customs (www.cbec.gov.in) :

- ❖ **Duty Calculator**
- ❖ **Circular / Instructions**
- ❖ **Draft Circular for comments**

Ministry of Commerce & Industry (www.commerce.nic.in)

- ❖ **Databank on Imports & Exports in India**
- ❖ **Trade Promotion, Export Promotion Schemes, Free Trade Agreements**
- ❖ **Trade Remedies**

Directorate General of Foreign Trade: (www.dgft.gov.in)

- ❖ **Foreign Trade Policy**
- ❖ **Foreign Trade Procedures**

Website of Custom House, Visakhapatnam (www.vizagcustoms.gov.in)

- ❖ **Circular / Instructions / Trade Notices**
- ❖ **Details of Top Imports/Exports through Visakhapatnam**
- ❖ **Guidelines for Passengers arriving through International Airport, Visakhapatnam.**



Thank You